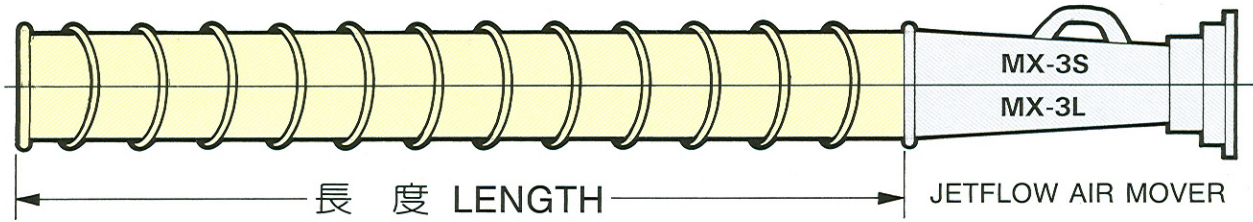


噴流式空氣輸送器 / JETFLOW AIR MOVER



風管長度與風量變化參考值 FLOW THRU VARIOUS LENGTH OF FLEXIBLE DUCT

型號 MODEL	風管直徑 DUCT DIA	風管長度 LENGTH OF DUCT (m ³ /min)		
		3M	5M	10M
MX-3S	7"	27	26	24
MX-3L	9"	30	28	26

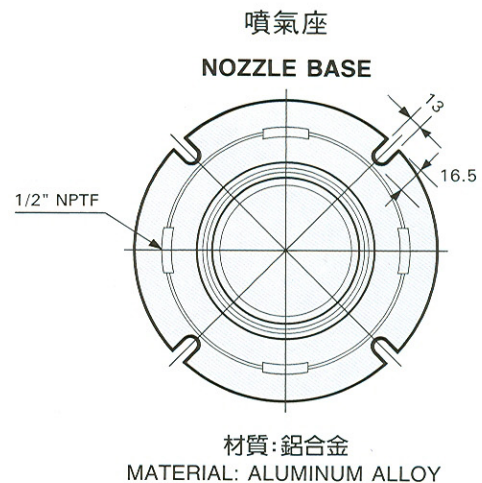
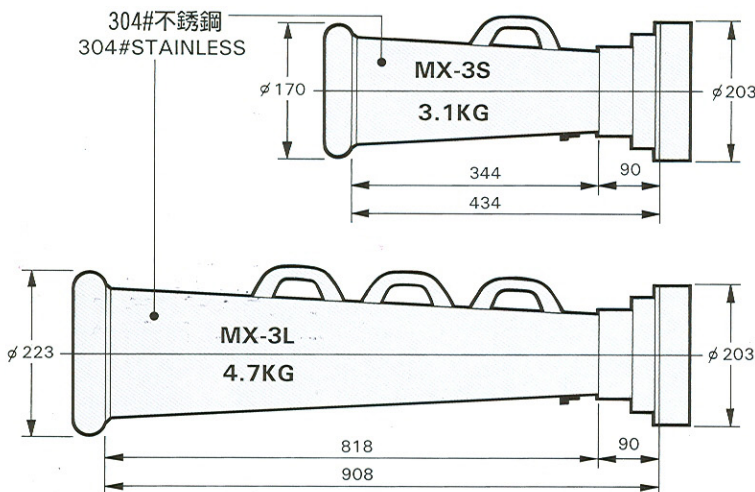
空氣機的氣壓須在5~6kg/cm²以上時

功能特性

1. 出風口最高風速可達每秒40米，重量輕又耐用，不易生銹。
2. 採用鋁合金噴氣座及不銹鋼風管。
3. 具有防爆之功能，可安心使用，在有易燃氣體及易塵爆之場所，本機無馬達、扇葉、電器開關引爆之顧慮。
4. 操作簡單，無故障，風量可隨意調整。

FEATURES

1. MAXIMUM CAPACITY OUTPUT SUCTION REACHS 40M/SEC, DURABLE, LIGHT WEIGHT AND RUST FREE DESIGNS.
2. ALUM. ALLOY NOZZLE BASE AND STAINLESS DUCT.
3. EXPLOSION PROOF DEVICE THAT YOU CAN RELY ON. THERE IS NO RISK OF EXPLOSIONS AND INFLAMMABLE FUME ON MOTOR, BLADES OR ELECTRIC SWITCH IN THE EXPLOSIVE FIELDS.
4. EASY OPERATION, DEFECTIVE FREE AND ADJUSTABLE AIR FLOW.



請參考右列
令人驚訝的性能

性能表 SPECIFICATION

供應之空氣壓力 (Kg/cm ²) COMPRESSOR AIR PRESSURE	2	3	4	5	6
供應之空氣量 (N.m ³ /min)	1.1	1.4	1.7	1.9	2
產生之總風量 (m ³ /min)	31	40	46	48	49